




LITHIUM-ION RECHARGEABLE BATTERY

PRODUCT DATA SHEET
MODEL INR-20700A

CELL CHARACTERISTICS

Capacity	Typical	3000 mAh 10.7 Wh
	Minimum	2800 mAh 10.3 Wh
Continuous Charge Current	Standard	3.0 A
	Maximum	3.0 A
Charge Time	Standard	1.5 hr
Continuous Discharge Current	Maximum	35 A
Internal Resistance	AC (1 KHz)	20 mΩ (Max)
Ambient Temperature	Charge	0°C to 60°C
	Discharge	-40°C to 60°C
Energy Density	Volumetric	465 Wh/l
	Gravimetric	180 Wh/kg

PHYSICAL CHARACTERISTICS

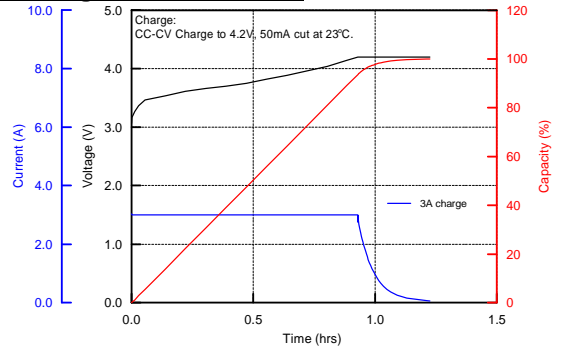


Shape	Cylindrical
Can	Steel
Diameter	20.8 mm (Max)
Height	70.2 mm (Max)
Weight	60 g (Max)

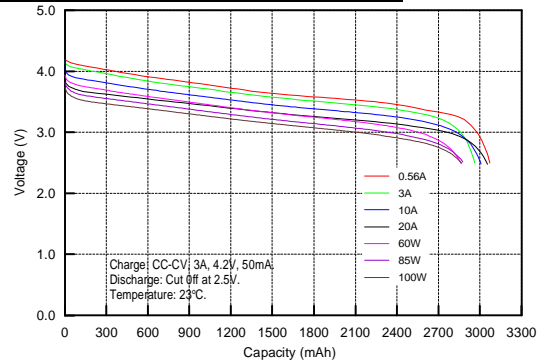
The information contained herein is for reference only and does not imply a performance guarantee or a product warranty. Specifications and characteristics are subject to change without prior notice.

For application specific information, please contact E-One Moli Energy Sales and Applications or the nearest MOLICEL® recognized agent.

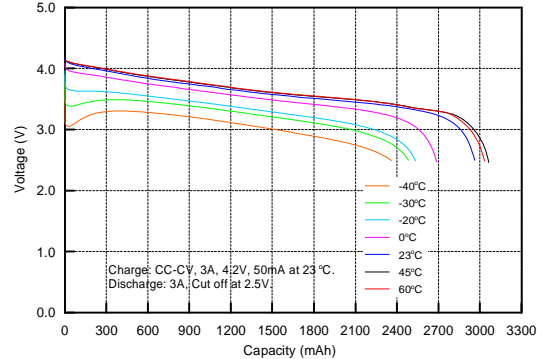
Charge Characteristics



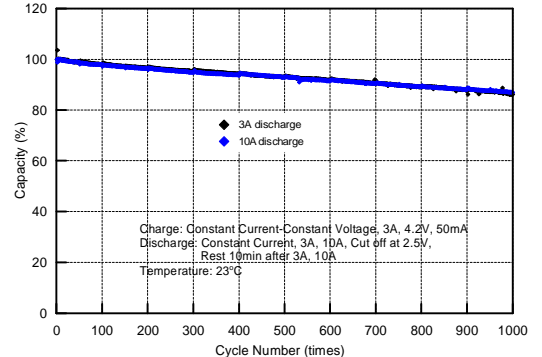
Discharge Rate Characteristics



Discharge Temperature Characteristics



Cycle Characteristics



Taiwan Facility
10 Dali 2nd Rd., Shan-Hwa,
Tainan City, Taiwan, R.O.C.
Tel: 886-6-505-0666
Fax: 886-6-505-0777
<mailto:molice@molice.com>
<http://www.molice.com>

Canada Facility
20 000 Stewart Crescent
Maple Ridge, BC, Canada, V2X 9E7
Tel: 1-604-466-6654
Fax: 1-604-466-6600
<mailto:molice@molice.com>
<http://www.molice.com>

Headquarters
10F, 113, Sec.2, Zhung Shan N Rd.,
Taipei, Taiwan, R.O.C.
Tel: 886-2-2567-3500
Fax: 886-2-2567-6500